



PARÉ

CEILING
&
WALL
SYSTEMS

DANUBE
No.1 building material company
since 1993

INNOV+

Discover the World of INNOV+, where innovative interior design meets convenience and style.

Our products feature a unique tongue and groove interlocking system, ensuring easy installation and a seamless look. With a wide range of shades available across all our product lines, you have the freedom to create personalized spaces that reflect your unique taste and vision. Embrace the versatility of INNOV+ and bring your dream interiors to life, where form and function coalesce effortlessly.

SOFFIT



Usage: Internal ceilings and walls,
external ceilings

Shade available: 04 shades

LOUVERS



Usage: Internal ceilings and walls,
external ceilings
Shade available: 04 shades

VERTICA



Usage: Internal ceilings and walls,
external ceilings
Shade available: 04 shades

TONGUE & GROOVE INTERLOCKING

PARÉ Innovation's innovative tongue and groove technology seamlessly interlocks panels, eliminating unsightly gaps and visible joints for a stunning, joint-free aesthetic. This intuitive system facilitates quick and efficient installation, ensuring rapid transformation of your space without compromising on flawless finishes.



FEATURES



LIGHT WEIGHT



FIRE RETARDANT



LEAD FREE



EASY TO INSTALL



WATERPROOF



ANTI BACTERIAL



NO VOC



10 YEAR WARRANTY



UNIQUE
INTERLOCKING



IMPACT RESISTANCE



TERMITE PROOF



SEAMLESS LOOK



RECYCLABLE



MAINTENANCE FREE



REAL WOOD LOOK



NO PLY REQUIRED

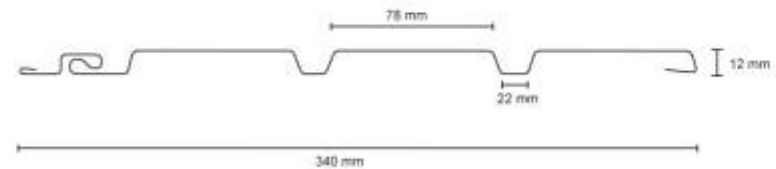


SOFFIT PANELS



Soffit, real wood look and feel panels; made out of Polymer is the perfect blend of aesthetic appeal and convenience. Soffit Panels not only look like real wood but also replicate its feel. Using Tongue and Groove interlocking technology, this product is very easy to interlock and looks seamless post installation. Soffit is a convenient and economical alternative to wooden ceilings.

Soffit effortlessly harmonizes with diverse interior themes, becoming the quintessential choice for those seeking a perfect blend of style, utility and effortless aesthetics.



SHADES



PINE WOOD
(15)



SUPER WHITE
(21)



OAK WOOD OCRE
(30)



ROYAL NUT
(33)




Royal Nut

Soffit Panels gives perfect real wood look to your ceilings & walls.



Super White

Soffit panels are **compatible** with a number of different lightings without letting it compromise the overall aesthetics.



Pine wood

Soffit Panels can be used to enhance your aesthetics with the Pine wood shade.



Oakwood Ocre

Oakwood Ocre from Soffit **enriches spaces** with a timeless and earthy aesthetic, seamlessly merging elegance and nature.

FEATURES



LIGHT WEIGHT



FIRE RETARDANT



MAINTENANCE FREE



NO VOC



WATERPROOF



REAL WOOD LOOK



EASY TO INSTALL



ADVANCE INTERLOCKING



TERMITE PROOF

HEAT TRANSFER TECHNOLOGY

PARÉ Innovations unlocks the secrets of eternal allure with its revolutionary heat transfer technology. This European marvel infuses our panels with lifelike textures, capturing the exquisite essence of real wood in every intricate detail.

Imagine sun-kissed warmth gracing your fingertips, wood-grained elegance adorning your ceilings, and a space that breathes sophistication without effort. Our technology goes beyond mere replication; it imprints the very soul of wood, with every vein and knot whispering a tale of nature's artistry.



THE PERFECT

CEILING SYSTEM

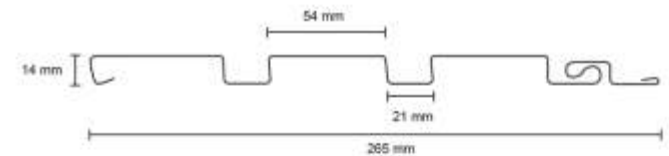
Unlock a world of endless possibilities for your ceiling with PARÉ INNOV+ Panels. Choose from a captivating spectrum of natural wood shades, seamlessly blending rustic charm with modern elegance.

Mix and match different designs to create your own unique masterpiece, thanks to our revolutionary interlocking technology. Installation is a breeze, leaving you with stunning visuals and minimal maintenance - say goodbye to rust and rotting ceilings!

Built to last with a 10-year warranty, INNOV+ Panels offer exceptional rigidity and peace of mind. More than just ceilings, they're an invitation to elevate your space with nature's timeless elegance, effortlessly. Discover the endless possibilities with PARÉ INNOV+ Panels today.

LOUVERS

PANELS



PARÉ Louvers Panels transcend mere wall and ceiling solutions, offering unmatched stability and creative possibilities for your space. Their enhanced groove design, featuring sharper angles and smaller intervals, not only bolsters structural integrity for vertical applications but also unlocks a world of captivating shadow play.

SHADES



OAK WOOD OCRE
(30)



ROYAL NUT
(33)



ASHWOOD GREY
(34)



BEECH WOOD
(35)

FEATURES



LIGHT WEIGHT



FIRE RETARDANT



MAINTENANCE FREE



NO VOC




WATERPROOF



REAL WOOD FEEL

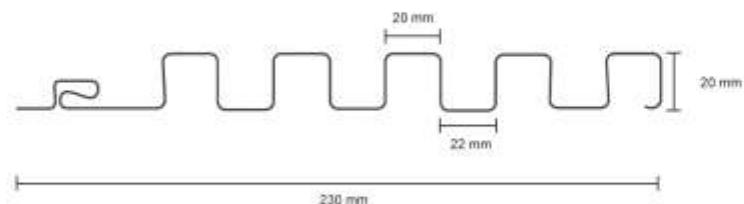




VERTICA PANELS

A revolutionary choice for elevating interior spaces. Crafted with precision, our panels feature shorter grooves strategically designed to enhance shadow play, adding a dynamic and visually captivating element to your surroundings.

Experience unparalleled versatility with Vertica Panels, offering a wide range of shade options to suit your unique aesthetic preferences. We take pride in providing panels with increased height, ensuring a grand and impactful presence in any setting.



SHADES



OAK WOOD OCRE
(30)



ROYAL NUT
(33)



ASHWOOD GREY
(34)



BEECH WOOD
(35)



FEATURES



LIGHT WEIGHT



FIRE RETARDANT



MAINTENANCE FREE



NO VOC



WATERPROOF



REAL WOOD FEEL

NO PLY REQUIRED



Oak Wood Ocre

Our innovative technology eliminates the need for plywood during installation. With direct screwing to walls, it significantly reduces installation time, minimizes dirt and dust, all while saving costs. Experience hassle-free installation with cutting-edge efficiency.



INNOV2+

PARÉ Innovations redefines wall & ceiling design with INNOV2+, featuring first time in the world designs. These revolutionary panels empower architects, designers, and homeowners to craft stunning walls and ceilings with endless possibilities.

Experiment with shapes, finishes, and our intuitive click-and-lock system to bring your vision to life. INNOV2+ Panels are more than beautiful; they're durable, versatile, and sustainable, perfect for transforming any space, from living rooms to offices.

PARÉ Stripes : English Nut



DOME



Usage: Internal walls and ceilings,
external ceilings

Shade available: 02 shades


STRIPES



Usage: Internal walls and ceilings,
external ceilings

Shade available: 02 shades

DOME PANELS



Elevate your space with our stunning Dome panels which can be used on your walls and ceilings. These intricately designed panels draw inspiration from the dome-shaped architecture, bringing a touch of timeless beauty to any space. Designed with meticulous attention to detail, PARÉ Dome Panels feature graceful curves and symmetrical patterns that effortlessly captivate the eye.



SHADES



ROYAL STATUARIO
(15)



ORO DB
(21)





STRIPES

PANELS



Introducing "Stripes," a collection inspired by the towering shapes of skyscrapers. Immerse yourself in the urban majesty of these soaring structures as each panel encapsulates the awe-inspiring silhouettes of the world's tallest buildings. Bring the architectural wonder of skyscrapers into your own home or office, experiencing the vertical marvels that redefine elegance.

SHADES



OAK WOOD OCRE
(30)



ENGLISH NUT
(33)

FEATURES



LIGHT WEIGHT



FIRE RETARDANT



MAINTENANCE FREE



NO VOC



WATERPROOF




REAL WOOD FEEL



INNOV2+

A groundbreaking addition to our collection, proudly presenting the world's first-ever Dual Tone shaded Wall and Ceiling Panels. Prepare to embark on a transformative journey as your living spaces evolve into unparalleled artistic masterpieces. With INNOV2+ DB, bid farewell to the mundane and usher in a new era of creativity, aesthetics, and functionality.

Experience the marvel of Dual Tone Shades, a revolutionary concept that elevates your interior design to unprecedented heights. Picture a living room adorned with a harmonious blend of contrasting tones, or a bedroom ceiling capturing the essence of sophistication and style. INNOV2+ DB is not just a product; it's an expression, a statement that redefines the very essence of your home.



Oro DB

EASY+

EASY+ Panels, the world's first interlocking wall and ceiling system that simplifies installation like never before. Forget complicated tools and messy adhesives; EASY+ Panels seamlessly click into place and then need to be screwed into place, directly into the wall thus saving you time, money, and effort.

ADVANCED INTERLOCKING



Wooden Collection

LINEA



Usage: Internal walls and ceilings,
external ceilings

Shade available: 03 shades

Pastel Collection

LINEA



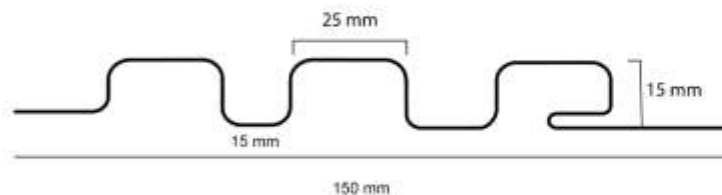
Usage: Internal walls and ceilings,
external ceilings

Shade available: 01 shade



LINEA PANELS

Elevate your space into a work of art with Linea Wall Panels. Immerse yourself in the beauty of elegant design as sleek lines seamlessly harmonize, crafting a breathtaking backdrop that encapsulates the very essence of modern sophistication. Let your walls become a canvas for refined aesthetics, transforming any room into a masterpiece of contemporary style.



SHADES



OAK WOOD OCRE
(30)



ROYAL NUT
(33)



MAHOGANY DB
(34)



SNOW WHITE
(35)



FEATURES



LIGHT WEIGHT



FIRE RETARDANT



MAINTENANCE FREE




NO VOC



WATERPROOF



REAL WOOD FEEL



SHEET PANELS

Revitalize your surrounding by combining PARÉ Sheet with PARÉ EASY+ Panels in a mix-and-match fashion. Embrace the elegant design with smooth lines that blend seamlessly into PARÉ Sheet, forming a captivating backdrop embodying the spirit of contemporary sophistication.

SHADES



OAK WOOD OCRE
(30)



ROYAL NUT
(33)



MAHOGANY
(34)



SNOW WHITE
(35)



FEATURES



LIGHT WEIGHT



FIRE RETARDANT



MAINTENANCE FREE



NO VOC

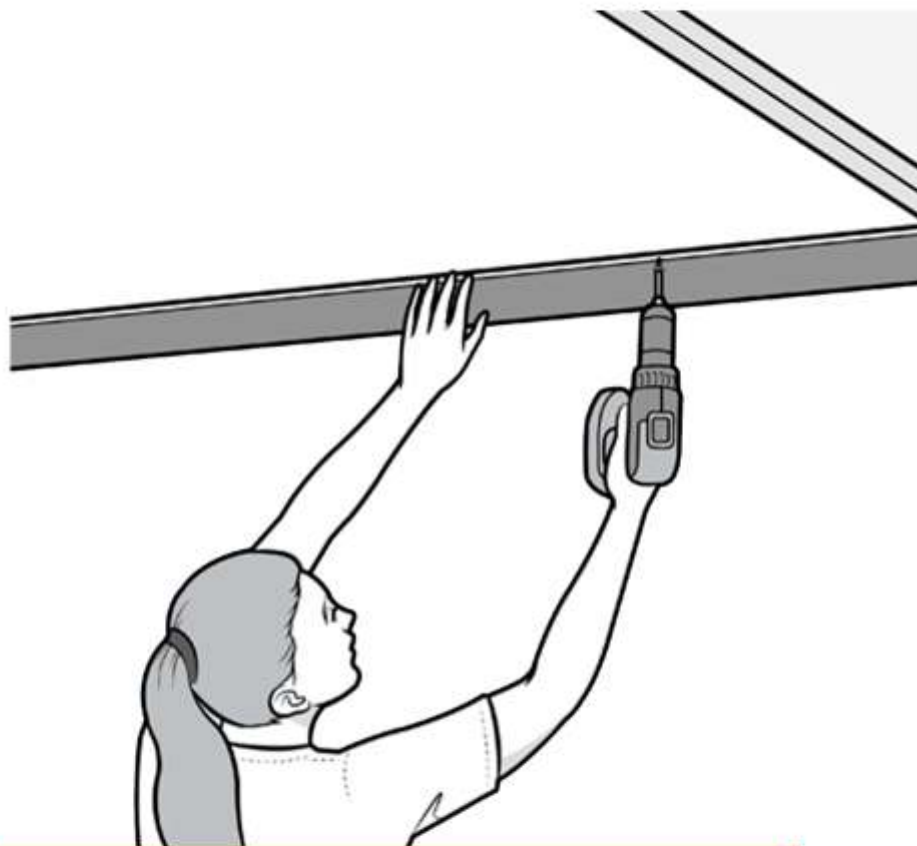


WATERPROOF



REAL WOOD FEEL

INSTALLATION



DIRECTLY SCREW TO WALL / CEILING



GI / ALUMINIUM FRAMING

PARE Panels can be securely screwed directly to the wall or using GI/Aluminum framing for ceiling installation. This technology ensures a swift and clean installation process, minimizing dust and labour requirements. Embrace the future of ceiling and wall systems with PARE an epitome of efficiency and innovation in interior design.

TRIMS

■ **J TRIM**



■ **J TRIM LARGE**




■ **T TRIM**



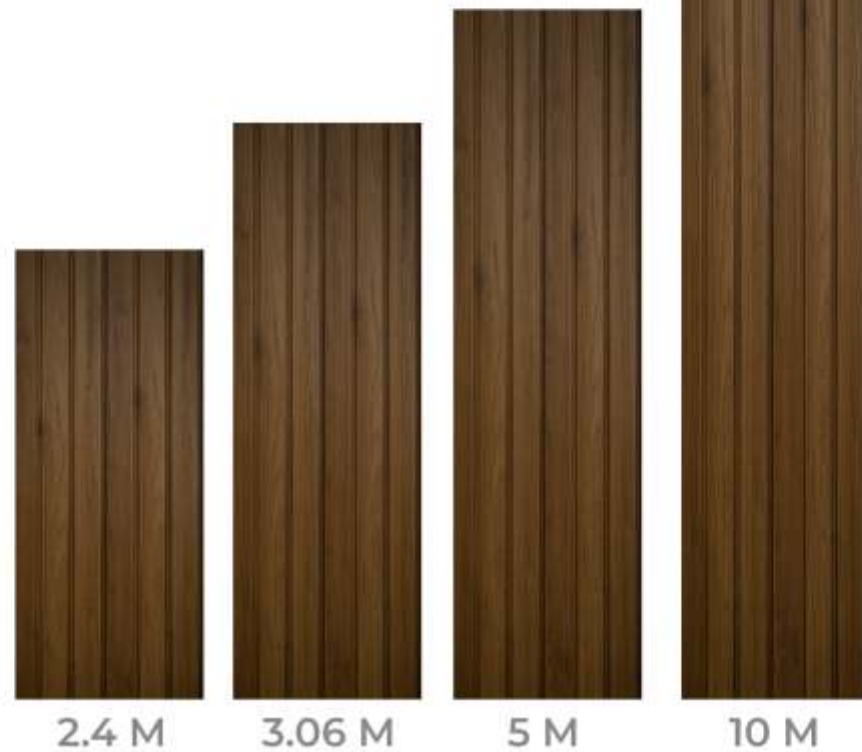
■ **INSIDE CORNER**



■ **OUTSIDE CORNER**



CUSTOM SIZING



PARÉ presents tailored solutions with custom sizing for Panels, allowing for the creation of panels ranging from 2m to more than 10m in length, imparting a seamless and aesthetically pleasing appearance.

The advantage of custom sizing extends beyond visual appeal, offering a cost-effective solution that enhances the overall aesthetic of a space. Experience the elegance of PARÉ Panels, where customized dimensions seamlessly blend with practical cost efficiency.

TECHNICAL DECLARATION

RELEVANT CODES AND REGULATIONS COMPLIANCE :

Conforms to ASTM Specifications D-4477

Colour : Uniformity is Spectrophotometrically Controlled.

Lock : Optically Measured and Controlled.

PRODUCT TEST DATA :

| Tests | Results |
|------------------------|---|
| Impact Resistance | No deformation observed. (Tested at 50 LBS) |
| Tensile Strength, MPa: | > 37.0 |
| Tensile Modulus, MPa: | > 2000 |
| Surface Distortion | None at 120F |
| Length: | Within 1/4" of specification |
| Lock Control: | Complies |
| Colour Change: | <2 grayscales [16hrs under 1200W/m2 UV radiation at 50 degrees] |
| Squareness | <1/8" of square |

DECLARED PERFORMANCE :

| ESSENTIAL CHARACTERISTIC | PERFORMANCE | HARMONISED TECHNICAL SPECIFICATION |
|-----------------------------------|-------------|------------------------------------|
| Reaction to fire EN 13501-1 | D-s3;d0 | EN 13245-2:2009/AC:2010 |
| Release of dangerous Substance | NPD | |
| Durability | A.4.65 | |



VERSATILITY

Discover the World of PARÉ panels where innovative interior design meets convenience and style.

Our products feature a unique tongue and groove interlocking system, ensuring easy installation and a seamless, polished finish. With a wide range of shades available across all our product lines, you have the freedom to create personalized spaces that reflect your unique taste and vision. Embrace the versatility of PARÉ and bring your dream interiors to life, where form and function coalesce effortlessly.





SOFFIT + LOUVERS



LINEA + SHEET



SOFFIT + VERTICA



HERRINGBONE PATTERN



CEILING & WALL SYSTEMS

Mfg. & Marketed by:
PARÉ INNOVATIONS Pvt. Ltd.

📱 @pareindia
www.pareindia.com

Distributed by

DANUBE
No.1 building material company
since 1993

☎ +971 4808 5155 📞 +971 54 569 1963

✉ Enquiry@aldanube.com 🌐 www.danubebuildingmaterials.com

UAE | OMAN | BAHRAIN | QATAR | KUWAIT | SAUDI ARABIA